

Pulling Grips

Pulling Grips offer excellent means of pulling electrical cable, bare conductors, copper telephone cable or rope through conduit. Grips are made of high-quality galvanized steel strand to assure long life. Under normal conditions, the grips should be used with a safety factor of five, but this will vary depending on the situation. The tension, diameter, movement, number of objects gripped, gripping surface and the attachments used are some of the variables affecting the safety factor. In addition, the effects of abrasion, corrosion, prior use or misuse must be considered and the grip replaced when necessary. The safety factor is ultimately determined by the user.

Fiber Optic Pulling Grips are also available. They feature a special weave that provides positive holding power while allowing the grip to remain flexible, ensuring cable protection.

Additional sizes & support grips are available, please contact Condux Customer Service for assistance.



Select The Correct Grip

Each grip is designed to work on a specific range of cable diameters.

- Step 1:** Determine your cable outside diameter.
- Step 2:** Find the grip size that encompasses your cable diameter.
- Step 3:** Whenever possible, use a closed mesh that assembles over the cable end. If the cable end is not available, use a split mesh.
- Step 4:** Where available, select an eye style that suits your needs.
- Step 5:** Estimate the tension to be put on the grip, establish the working load you require and compare this to the listed approximate breaking strength of the grip to ensure that the grip will be strong enough.

Calculating grip size for multiple cables of same diameter

	Number of Cables In Bundle							Grip Diameter Range in (mm)
	2	3	4	5	6 & 7	8	9	
Individual Cable Diameter Range	.30-.38 (8-10)	.25-.31 (6-8)	.22-.27 (6-7)	.19-.24 (5-6)	.17-.22 (4-6)	.15-.19 (4-5)	.14-.18 (3-4)	.50-.61 (13-15)
	.38-.44 (10-11)	.31-.36 (8-9)	.27-.31 (7-8)	.24-.29 (6-7)	.22-.26 (6-7)	.19-.23 (5-6)	.18-.21 (4-5)	.62-.74 (16-19)
	.44-.59 (11-15)	.36-.49 (9-12)	.31-.42 (8-11)	.29-.38 (7-10)	.26-.34 (7-9)	.23-.31 (6-8)	.21-.28 (5-7)	.75-.99 (19-25)
	.59-.75 (15-19)	.49-.63 (12-16)	.42-.54 (11-14)	.38-.48 (10-12)	.34-.43 (9-11)	.31-.39 (8-10)	.28-.35 (7-9)	1.00-1.24 (25-31)
	.75-.90 (19-23)	.63-.76 (16-19)	.54-.65 (14-17)	.48-.58 (12-15)	.43-.52 (11-13)	.39-.46 (10-12)	.35-.42 (9-11)	1.25-1.49 (31-38)
	.90-1.07 (23-27)	.76-.89 (19-23)	.65-.77 (17-19)	.58-.67 (15-17)	.52-.60 (13-15)	.46-.54 (12-14)	.42-.49 (11-12)	1.50-1.74 (38-44)
	1.07-1.22 (27-31)	.89-1.02 (23-26)	.77-.88 (19-20)	.67-.77 (17-19)	.60-.69 (15-18)	.54-.62 (14-16)	.49-.56 (12-14)	1.75-1.99 (44-51)
	1.22-1.53 (31-39)	1.02-1.28 (26-33)	.88-1.10 (20-28)	.77-.96 (19-24)	.69-.86 (18-22)	.62-.77 (16-19)	.56-.71 (14-18)	2.00-2.49 (51-63)
	1.53-1.83 (39-46)	1.28-1.53 (33-39)	1.10-1.32 (28-34)	.96-1.16 (24-29)	.86-1.03 (22-26)	.77-.93 (19-24)	.71-.85 (18-22)	2.50-2.99 (63-76)
	1.83-2.14 (46-54)	1.53-1.79 (39-45)	1.32-1.54 (34-39)	1.16-1.35 (29-34)	1.03-1.20 (26-30)	.93-1.08 (24-27)	.85-.99 (22-25)	3.00-3.49 (76-89)
	2.14-2.44 (54-62)	1.79-2.05 (45-52)	1.54-1.76 (39-45)	1.35-1.54 (34-39)	1.20-1.37 (30-35)	1.08-1.24 (27-31)	.99-1.13 (25-29)	3.50-3.99 (89-101)
	2.44-2.75 (62-70)	2.05-2.30 (52-58)	1.76-1.98 (45-50)	1.54-1.74 (39-44)	1.37-1.55 (35-39)	1.24-1.39 (31-35)	1.13-1.27 (29-32)	4.00-4.49 (101-114)
2.75-3.06 (70-78)	2.30-2.56 (58-65)	1.98-2.20 (50-56)	1.74-1.93 (44-49)	1.55-1.72 (39-44)	1.39-1.55 (35-39)	1.27-1.41 (32-36)	4.50-4.99 (114-127)	



Fiber Optic Pulling Grips



CONDUX

Fiber Optic Grip - Flexible Eye, Low Profile, Double/Single Weave Mesh




E=Eye length
M=Mesh length at nominal diameter.

Double/Single weave mesh, galvanized steel for outside plant cable. Used for the installation of fiber optic communication lines either underground, overhead, through conduit or through enclosures. They will fit single cables or cable bundles, are easily installed on the cable and are reusable.

Part Number	Description	Cable Diameter Range		Approximate Breaking Strength		E		M	
		(in)	(mm)	(lbs)	(N)	(in)	(mm)	(in)	(mm)
08643753	033-29-1193	.10-.22	3-6	900	4,003	7½	190	10	254
08643754	033-29-1194	.21-.35	5-9	1,400	6,227	7½	190	14	356
08643755	033-29-1195	.32-.48	8-12	2,000	8,896	8½	216	19	483
08643756	033-29-1196	.42-.61	11-15	2,500	11,120	8½	216	21	533
08643757	033-29-1197	.53-.74	13-19	3,000	13,344	8½	216	23	584
08643758	033-29-1198	.64-.87	16-22	4,200	18,682	8½	216	25	635
08643759	033-29-1199	.75-1.00	19-25	4,200	18,682	8½	216	28	711

Fiber Optic Grip - Flexible Eye

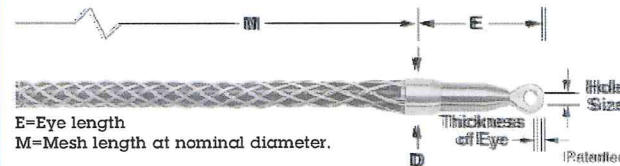


E=Eye length
M=Mesh length at nominal diameter.

Double/Single weave mesh, galvanized steel for outside plant cable. Used for the installation of fiber optic communication lines either underground, overhead, through conduit or through enclosures. They will fit single cables or cable bundles, are easily installed on the cable and are reusable.

Part Number	Description	Cable Diameter Range		Approximate Breaking Strength		E		M		D	
		(in)	(mm)	(lbs)	(N)	(in)	(mm)	(in)	(mm)	(in)	(mm)
08643505	033-29-1000	.10-.22	3-6	1,000	4,448	5½	140	9	229	.8	20
08643512	033-29-1001	.21-.35	5-9	1,500	6,672	5½	140	14	356	.8	20
08643514	033-29-1002	.32-.48	8-12	2,200	9,786	6	152	18	457	.9	23
08643518	033-29-1003	.42-.61	11-15	2,800	12,454	6	152	21	533	.9	23
08643524	033-29-1004	.53-.74	13-19	3,300	14,678	6½	165	24	610	1.3	33
08643529	033-29-1005	.64-.87	16-22	4,700	20,906	6½	165	27	686	1.3	33

Fiber Optic Grip - Swivel Eye



E=Eye length
M=Mesh length at nominal diameter.

Double/Single weave mesh, galvanized steel for outside plant cable. Used for the installation of fiber optic communication lines either underground, overhead, through conduit or through enclosures. They will fit single cables or cable bundles, are easily installed on the cable and are reusable.

Part Number	Description	Cable Diameter Range		Approximate Breaking Strength		E		M		D		Hole Size		Thickness of Eye	
		(in)	(mm)	(lbs)	(N)	(in)	(mm)	(in)	(mm)	(in)	(mm)	(in)	(mm)	(in)	(mm)
08643612	033-29-1008	.21-.35	5-9	1,500	6,672	4	83	14	356	.9	23	.236	6	.496	13
08643614	033-29-1009	.32-.48	8-12	2,200	9,786	4	95	18	457	.9	23	.239	6	.496	13
08643618	033-29-1010	.42-.61	11-15	2,800	12,454	4	108	21	533	.9	23	.245	6	.505	13
08643624	033-29-1011	.53-.74	13-19	3,300	14,678	4½	127	24	610	1.3	33	.241	6	.5	13
08643629	033-29-1012	.64-.87	16-22	4,700	20,906	4½	146	27	686	1.3	33	.234	6	.502	13

Fiber Optic Slack Grip - Split Mesh, Rod Closing, Single Weave



E=Eye length
M=Mesh length at nominal diameter.


Single weave mesh, galvanized steel for outside plant cable. Used for the installation of fiber optic communication lines either underground, overhead, through conduit or through enclosures. They will fit single cables or cable bundles, are easily installed on the cable and are reusable.

Part Number	Description	Cable Diameter Range		Approximate Breaking Strength		E		M	
		(in)	(mm)	(lbs)	(N)	(in)	(mm)	(in)	(mm)
08643713	033-29-1015	.25-.37	6-9	300	1,334	3	76	4.7	119
08643716	033-29-1016	.38-.49	10-12	800	3,558	3	76	5	127
08643722	033-29-1017	.50-.61	13-15	800	3,558	3	76	7½	191
08643728	033-29-1018	.62-.74	16-19	1,200	5,338	3	76	8	203

PULLING EYES & ACCESSORIES



Junior Grip



E=Eye length
M=Mesh length at nominal diameter.

Junior Pulling Grips feature a strong galvanized steel, single weave mesh. A flexible eye easily attaches to a pulling line, snake or fish tape. Designed to pull building wire, Junior grips are safe tools to use in pulling wire at low tension through conduit during electrical construction.

Part Number	Description	Cable Diameter Range		Approximate Breaking Strength		E		M	
		(in)	(mm)	(lbs)	(N)	(in)	(mm)	(in)	(mm)
08643210	033-05-011	.19-.24	5-6	400	1,779	3¼	83	4¼	108
08643213*	033-05-001	.25-.36	6-9	450	2,002	3¼	83	4¼	108
08643216*	033-05-002	.37-.49	9-12	900	4,003	3¾	95	7	178
08643222*	033-05-003	.50-.61	13-15	1,300	5,782	4¼	108	8½	216
08643228*	033-05-004	.62-.74	16-19	1,950	8,674	5	127	10	254
08643231*	033-05-005	.75-.99	19-25	2,800	12,454	5¾	146	10	254
08643237*	033-05-006	1.00-1.24	25-31	3,900	17,347	6½	165	11½	292


Junior Grip Kit

Contains items indicated with (*) in Junior Grip chart above.

Part Number 08643200



Light Duty Grip - Short



E=Eye length
M=Mesh length at nominal diameter.

Light Duty Pulling Grips are made of galvanized steel in a single weave construction. They feature a flexible eye for easy attachment to a pulling line. Light duty grips are used in general underground electrical construction where pulling tensions are low. They are easy tools to use in wiring industrial plants and commercial buildings.

Part Number	Description	Cable Diameter Range		Approximate Breaking Strength		E		M	
		(in)	(mm)	(lbs)	(N)	(in)	(mm)	(in)	(mm)
08643022	033-03-001	.50-.61	13-15	2,800	12,454	5	127	11	279
08643028	033-03-002	.62-.74	16-19	2,800	12,454	5	127	11	279
08643031	033-03-003	.75-.99	19-25	4,000	17,792	6	152	12	305
08643037	033-03-004	1.00-1.24	25-31	5,300	23,574	7	178	13	330
08643043	033-03-005	1.25-1.49	32-38	5,300	23,574	7	178	14	356
08643049	033-03-006	1.50-1.74	38-44	6,800	30,246	8	203	15	381
08643052	033-03-007	1.75-1.99	44-51	8,500	37,808	8	203	17	432
08643055	033-03-008	2.00-2.49	51-63	8,500	37,808	9	229	18	457

Light Duty Grip - Standard



Light Duty Pulling Grips are made of galvanized steel in a single weave construction. They feature a flexible eye for easy attachment to a pulling line. Light duty grips are used in general underground electrical construction where pulling tensions are low. They are easy tools to use in wiring industrial plants and commercial buildings.

Part Number	Description	Cable Diameter Range		Approximate Breaking Strength		E		M	
		(in)	(mm)	(lbs)	(N)	(in)	(mm)	(in)	(mm)
08643122	033-03-010	.50-.61	13-15	2,800	12,454	5	127	16	406
08643128	033-03-011	.62-.74	16-19	2,800	12,454	5	127	16	406
08643131	033-03-012	.75-.99	19-25	4,000	17,792	6	152	20	508
08643137	033-03-013	1.00-1.24	25-31	6,800	23,574	7	178	20	508
08643143	033-03-015	1.25-1.49	32-38	6,800	23,574	7	178	21	533
08643149	033-03-016	1.50-1.99	38-51	6,800	23,574	8	203	23	584
08643155	033-03-017	2.00-2.49	51-63	8,500	37,808	9	229	25	635
08643158	033-03-018	2.50-2.99	64-76	10,600	47,149	9	229	27	686
08643161	033-03-019	3.00-3.49	76-89	14,700	65,386	10	254	30	762
08643164	033-03-029	3.50-3.99	89-101	14,700	65,386	10	254	32	813



Pulling Grips



CONDUX

T-Type Grips - Short, Flexible Eye



E=Eye length
M=Mesh length at nominal diameter.


Flexible T-Type Pulling Grips are made of high strength galvanized steel strand. They feature double weave mesh for positive holding power in medium to heavy pulling jobs. The grip eye will easily attach to a swivel. They are used for the installation of underground power cables, communication lines and service lines into factories, construction projects and for general underground electrical construction. Available in two mesh lengths, short for medium pulls, and standard for general purpose pulling.

Part Number	Description	Cable Diameter Range		Approximate Breaking Strength		E		M	
		(in)	(mm)	(lbs)	(N)	(in)	(mm)	(in)	(mm)
08642222	033-04-1082	.50-.61	13-15	4,500	20,016	8	203	21	533
08642228	033-04-1083	.62-.74	16-19	5,600	24,909	8	203	24	610
08642231	033-04-1084	.75-.99	19-25	6,800	30,246	9	229	24	610
08642237	033-04-1085	1.00-1.49	25-38	9,600	42,701	9	229	24	610
08642249	033-04-1086	1.50-1.99	38-51	16,400	72,947	11	279	24	610
08642255	033-04-1087	2.00-2.49	51-63	18,500	82,288	12	305	24	610
08642258	033-04-1088	2.50-2.99	64-76	24,500	108,976	12	305	24	610
08642261	033-04-1089	3.00-3.49	76-89	24,500	108,976	14	356	24	610
08642264	033-04-1090	3.50-3.99	89-101	31,000	137,888	14	356	26	660

T-Type Grips - Standard, Flexible Eye

Part Number	Description	Cable Diameter Range		Approximate Breaking Strength		E		M	
		(in)	(mm)	(lbs)	(N)	(in)	(mm)	(in)	(mm)
08642331	033-04-1091	.75-.99	19-25	6,800	30,246	9	229	36	914
08642337	033-04-1092	1.00-1.49	25-38	9,600	42,701	9	229	36	914
08642349	033-04-1093	1.50-1.99	38-51	16,400	72,947	11	279	36	914
08642355	033-04-1094	2.00-2.49	51-63	18,500	82,288	12	305	36	914
08642358	033-04-1095	2.50-2.99	64-76	24,500	108,976	12	305	36	914
08642361	033-04-1096	3.00-3.49	76-89	24,500	108,976	14	356	36	914
08642364	033-04-1097	3.50-3.99	89-101	31,000	137,888	14	356	40	1,016

K-Type Grips* - Short, Forged Eye



E=Eye length
M=Mesh length at nominal diameter.

Rotating Eye, K-Type Pulling Grips are made of high strength galvanized steel strand. All grips feature double weave mesh for greater strength and added mesh contact on the cable, to handle longer or heavier pulling jobs. The forged eye mates easily with a swivel or shackle. They are specially designed for use in the installation of underground power cables, communication lines and service lines into factories, shopping centers, construction projects and general underground electrical construction.

Part Number	Description	Cable Diameter Range		Approximate Breaking Strength		E		M		OD Rotate Eye		Thickness of Eye	
		(in)	(mm)	(lbs)	(N)	(in)	(mm)	(in)	(mm)	(in)	(mm)	(in)	(mm)
08642022	033-01-001	.50-.61	13-15	5,600	24,909	5	127	11	279	7/8	22	.261	6
08642028	033-01-002	.62-.74	16-19	6,800	30,246	5	127	11	279	7/8	22	.268	6
08642031	033-01-013	.75-.99	19-25	6,800	30,246	6	152	20	508	1	25	.52	13
08642037	033-01-014	1.00-1.24	25-31	12,800	56,934	7	178	20	508	1 1/8	35	.518	13
08642043	033-01-016	1.25-1.49	32-38	12,800	56,934	7	178	21	533	1 1/8	35	.535	14
08642049	033-01-017	1.50-1.99	38-51	16,400	72,947	7	178	25	635	1 3/8	35	.525	13
08642055	033-01-018	2.00-2.49	51-63	27,200	120,986	8	203	26	660	1 3/8	41	.64	16
08642058	033-01-019	2.50-2.99	64-76	33,000	146,784	10	254	28	711	1 7/8	48	.683	17
08642061	033-01-020	3.00-3.49	76-89	41,000	182,368	10	254	30	762	1 7/8	48	.69	18
08642064	033-01-021	3.50-3.99	89-101	48,000	213,504	10	254	32	813	1 7/8	48	.69	18
08642067	033-01-1017	4.00-4.49	102-114	48,000	213,504	10	254	33	838	1 7/8	48	.687	17

K-Type Grips* - Standard, Forged Eye


Part Number	Description	Cable Diameter Range		Approximate Breaking Strength		E		M		OD Rotate Eye		Thickness of Eye	
		(in)	(mm)	(lbs)	(N)	(in)	(mm)	(in)	(mm)	(in)	(mm)	(in)	(mm)
08642122	033-01-011	.50-.61	13-15	5,600	24,909	5	127	16	406	7/8	22	.277	7
08642128	033-01-012	.62-.74	16-19	6,800	30,246	5	127	16	406	7/8	22	.331	8
08642131	033-01-024	.75-.99	19-25	9,600	42,701	6	152	32	813	1	25	.515	13
08642137	033-01-025	1.00-1.49	25-38	16,400	72,947	7	178	33	838	1 1/8	35	.52	13
08642149	033-01-026	1.50-1.99	38-51	16,400	72,947	7	178	34	864	1 3/8	35	.537	14
08642155	033-01-027	2.00-2.49	51-63	27,200	120,986	9	229	36	914	1 5/8	41	.65	17
08642158	033-01-028	2.50-2.99	64-76	33,000	146,784	10	254	38	965	1 7/8	48	.68	17
08642161	033-01-029	3.00-3.49	76-89	41,000	182,368	10	254	39	991	1 7/8	48	.685	17
08642164	033-01-030	3.50-3.99	89-101	48,000	213,504	10	254	41	1,041	1 7/8	48	.67	17
08642167	033-01-031	4.00-4.49	102-114	48,000	213,504	10	254	42	1,067	1 7/8	48	.692	18
08642170	033-01-039	4.50-4.99	114-127	48,000	213,504	10	254	58	1,473	1 7/8	48	.68	17
08642173	033-01-047	5.00-5.99	127-152	48,000	213,504	10	254	60	1,524	1 7/8	48	.682	17
08642176	033-01-045	6.00-6.99	152-178	48,000	213,504	10	254	66	1,676	1 7/8	48	.69	18

*Rotating Eye is not a swivel. It will not turn while under tension, but it can turn to relieve pulling torque when the tension is relaxed.

PULLING EYES & ACCESSORIES



Multiple Strength Grip - Rotating Eye*




E=Eye length
M=Mesh length at nominal diameter.

Multiple Strength Pulling Grips are designed for pulling ACSR, aluminum or copper bare conductor, ground wires, messenger strands, wire rope and insulated cables. They are ideal for overhead transmission and distribution line stringing where moderate loading is anticipated. They are economical tools used for attaching conductors to pulling lines and double socking for conductor-to-conductor connections.

Part Number	Description	Color	Cable Diameter Range		Approximate Breaking Strength		E		M		OD Rotate Eye		Thickness of Eye	
			(in)	(mm)	(lbs)	(N)	(in)	(mm)	(in)	(mm)	(in)	(mm)	(in)	(mm)
08641813	033-02-016	Dark Green	.25-.49	6-12	6,800	30,246	5	127	26	660	7/8	22	.315	8
08641822	033-02-018	Brown	.50-.74	13-19	10,000	44,480	5	127	32	813	1	25	.524	13
08641831	033-02-020	Light Blue	.75-.99	19-25	14,400	64,051	6	152	41	1,041	1	25	.513	13
08641837	033-02-022	Gold	1.00-1.24	25-31	24,600	109,421	8	203	52	1,321	1 1/8	35	.532	14
08641843	033-02-024	Black	1.25-1.49	32-38	30,600	136,109	8	203	56	1,422	1 1/8	41	.667	17
08641849	033-02-026	Red	1.50-1.74	38-44	30,600	136,109	9	229	60	1,524	1 7/8	48	.71	18
08641852	033-02-028	Dark Blue	1.75-2.24	44-57	48,000	213,504	10	254	70	1,778	1 7/8	48	.653	17
08641855	033-02-066	Yellow	2.00-2.49	51-63	48,000	213,504	10	254	50	1,270	1 7/8	48	.704	18
08641858	033-02-097	Orange	2.50-2.99	64-76	48,000	213,504	10	254	52	1,321	1 7/8	48	.685	17
08641861	033-02-1030	Aluminum	3.00-3.49	76-89	48,000	213,504	10	254	54	1,372	1 7/8	48	.694	18
08641864	033-02-1031	Light Green	3.50-3.99	89-101	48,000	213,504	10	254	56	1,422	1 7/8	48	.697	18

*Rotating Eye is not a swivel. It will not turn while under tension, but it can turn to relieve pulling torque when the tension is relaxed.

Multiple Strength Grip - Flexible Eye



E=Eye length
M=Mesh length at nominal diameter.

Multiple Strength Pulling Grips are designed for pulling ACSR, aluminum or copper bare conductor, ground wires, messenger strands, wire rope and insulated cables. They are ideal for overhead transmission and distribution line stringing where moderate loading is anticipated. They are economical tools used for attaching conductors to pulling lines and double socking for conductor-to-conductor connections.

Part Number	Description	Color	Cable Diameter Range		Approximate Breaking Strength		E		M		Cable Dia. A	
			(in)	(mm)	(lbs)	(N)	(in)	(mm)	(in)	(mm)	(in)	(mm)
08641913	033-02-044	Dark Green	.25-.49	6-12	6,800	30,246	9	229	26	660	1/4	6
08641922	033-02-046	Brown	.50-.74	13-19	10,000	44,480	9	229	32	813	5/16	8
08641931	033-02-048	Light Blue	.75-.99	19-25	14,400	64,051	11	279	41	1,041	3/8	10
08641937	033-02-050	Gold	1.00-1.24	25-31	24,600	109,421	12	305	52	1,321	1/2	13
08641943	033-02-052	Black	1.25-1.49	32-38	30,600	136,109	12	305	56	1,422	1/2	13
08641949	033-02-054	Red	1.50-1.74	38-44	30,600	136,109	12	305	60	1,524	1/2	13
08641952	033-02-056	Dark Blue	1.75-2.24	44-57	48,000	213,504	18	457	70	1,778	5/8	16
08641955	033-02-1078	Yellow	2.00-2.49	51-63	48,000	213,504	18	457	50	1,270	5/8	16
08641958	033-02-1079	Orange	2.50-2.99	64-76	48,000	213,504	18	457	52	1,321	5/8	16
08641961	033-02-1080	Aluminum	3.00-3.49	76-89	48,000	213,504	18	457	54	1,372	5/8	16
08641964	033-02-1081	Light Green	3.50-3.99	89-101	48,000	213,504	18	457	56	1,422	5/8	16



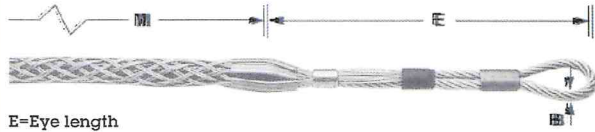
Pulling Grips



CONDUX

PULLING EYES & ACCESSORIES

Duca-Pull® Grips**



E=Eye length
M=Mesh length at nominal diameter.

Duca-Pull Pulling Grips are the highest strength pulling grips manufactured for overhead transmission line stringing applications. They are most commonly used for attaching pulling lines to conductors, conductors to running boards and double socking for conductor-to-conductor connections. They accommodate ACSR, ACAR, all aluminum and copper conductors, ground wires messenger strands and synthetic ropes not provided by any other grip.

Part Number	Description	Color	Conductor Dia. Range		Rope Dia. Range*		Approx. Breaking Strength		E		M		B	
			(in)	(mm)	(in)	(mm)	(lbs)	(N)	(in)	(mm)	(in)	(mm)	(in)	(mm)
08641710	033-27-1037	Black	.19-.37	5-9	.25-.65	6-17	6,500	28,912	10	254	24	610	.218	6
08641716	033-27-1038	Green	.38-.62	10-16	.50-.90	13-23	14,000	62,272	12	305	36	914	.375	10
08641728	033-27-1039	Red	.63-.87	16-22	.75-1.10	19-28	20,000	88,960	13	330	48	1,219	.437	11
08641734	033-27-1040	Blue	.88-1.12	22-28	1.00-1.50	25-38	30,600	136,109	15	381	60	1,524	.500	13
08641740	033-27-1041	Yellow	1.13-1.37	29-35	1.25-1.70	32-43	46,800	208,166	18	457	76	1,930	.625	16
08641746	033-27-1042	Aluminum	1.38-1.90	35-48	1.50-2.10	38-53	66,500	295,792	24	610	89	2,261	.750	19

*For rope, select smallest size grip which meets required work load.
** Duca-Pull is a registered trademark of Keilems.


Duca-Pull Feed Tube



The Feed Tube is used when assembling synthetic rope into the Duca-Pull Grip. It is required on the two largest sizes of Duca-Pull Grips. Feed Tubes are available for use on all sizes of Duca-Pull Grips.

Part Number	Description	For Use With Duca-Pull Grip	Rope Diameter		Feed Tube Length	
			(in)	(mm)	(in)	(mm)
08641610	091-06-1043	08641710	.25-.65	6-17	28	711
08641616	091-06-1044	08641716	.50-.90	13-23	40	1,016
08641628	091-06-1045	08641728	.75-1.10	19-28	52	1,321
08641634	091-06-1046	08641734	1.00-1.50	25-38	67	1,702
08641640	091-06-1047	08641740	1.25-1.70	32-43	83	2,108
08641646	091-06-1048	08641746	1.50-2.10	38-53	96	2,438

Non-Conductive Grip




E=Eye length
M=Mesh length at nominal diameter.

Non-Conductive Pulling Grips are made of a high strength, non-conductive aramid fiber, and are available for pulling single cable or cable bundles. Their braided double weave design adds strength and positive holding power. They were developed for use by utilities for pulling overhead distribution lines in close proximity to energized lines and hardware.

Part Number	Description	Color	Cable Diameter Range		Approximate Breaking Strength		E		M		Cable Dia. A	
			(in)	(mm)	(lbs)	(N)	(in)	(mm)	(in)	(mm)	(in)	(mm)
08642422	036-28-001	Green	.50-.62	13-16	4,000	17,792	5.5	140	24.0	610	.44	11
08642428	036-28-002	Yellow	.63-.74	16-19	5,000	22,240	5.5	140	26.0	660	.44	11
08642431	036-28-003	Red	.75-.99	19-25	6,000	26,688	6.0	152	31.0	787	.63	16
08642437	036-28-004	Blue	1.00-1.24	25-31	6,000	26,688	6.5	165	36.0	914	.63	16
08642443	036-28-005	White	1.25-1.49	32-38	6,000	26,688	6.7	170	41.5	1,054	.63	16



Slack Grip - Closed Mesh




E=Eye length
M=Mesh length at nominal diameter.

Slack Grip - Closed Mesh Pulling Grips are made of high strength galvanized steel in a double weave construction with a single eye. The closed mesh style grip is used when the cable end is accessible. All grips feature a single offset eye for easy attachment to a pulling line. They are used to pull in slack for final placement of underground cable after it has been pulled in. They are also used for removing cable.

Part Number	Description	Cable Diameter Range		Approximate Breaking Strength		E		M	
		(in)	(mm)	(lbs)	(N)	(in)	(mm)	(in)	(mm)
08642531	033-08-003	.75-.99	19-25	2,600	11,565	7	178	12	305
08642537	033-08-004	1.00-1.24	25-31	4,000	17,792	8	203	15	381
08642543	033-08-005	1.25-1.49	32-38	5,400	24,019	8	203	16	406
08642549	033-08-006	1.50-1.74	38-44	6,600	29,357	9	229	17	432
08642552	033-08-007	1.75-1.99	44-51	10,000	44,480	10	254	18	457
08642555	033-08-008	2.00-2.49	51-63	11,000	48,928	10	254	19	483
08642558	033-08-009	2.50-2.99	64-76	11,000	48,928	10	254	20	508
08642561	033-08-010	3.00-3.49	76-89	14,500	64,496	12	305	21	533
08642564	033-08-011	3.50-3.99	89-101	14,500	64,496	12	305	22	559

Slack Grip - Split Mesh, Lace Closing




E=Eye length
M=Mesh length at nominal diameter.

Slack Grip - Split Mesh, Lace Closing Pulling Grips are made of high strength galvanized steel in a double weave construction with a single eye. The split lace closing style grip is used when the cable end is not accessible. All grips feature a single offset eye for easy attachment to a pulling line. They are used to pull in slack for final placement of underground cable after it has been pulled in. They are also used for removing cable. Standard mesh lengths are generally used in restricted space for short pulls. Longer lengths are used for higher pulling loads where space is not restricted.

Part Number	Description	Cable Diameter Range		Approximate Breaking Strength		E		M	
		(in)	(mm)	(lbs)	(N)	(in)	(mm)	(in)	(mm)
08642731	033-09-003	.75-.99	19-25	2,500	11,120	7	178	12	305
08642737	033-09-004	1.00-1.24	25-31	3,500	15,568	8	203	15	381
08642743	033-09-005	1.25-1.49	32-38	4,000	17,792	8	203	16	406
08642749	033-09-006	1.50-1.74	38-44	4,000	17,792	9	229	17	432
08642752	033-09-007	1.75-1.99	44-51	4,000	17,792	10	254	18	457
08642755	033-09-008	2.00-2.49	51-63	4,000	17,792	10	254	19	483
08642758	033-09-009	2.50-2.99	64-76	4,000	17,792	10	254	20	508
08642849	033-09-015	1.50-1.99	38-51	4,000	17,792	9	229	25	635
08642855	033-09-016	2.00-2.49	51-63	4,000	17,792	10	254	26	660
08642858	033-09-017	2.50-2.99	64-76	4,000	17,792	10	254	29	737
08642861	033-09-018	3.00-3.49	76-89	4,000	17,792	12	305	32	813
08642864	033-09-019	3.50-3.99	89-101	4,000	17,792	12	305	35	889

Slack Grip - Split Mesh, Rod Closing



E=Eye length
M=Mesh length at nominal diameter.

Slack Grip - Split Mesh, Rod Closing Pulling Grips are made of high strength galvanized steel in a single weave construction with a single eye. The split rod closing style grip is used when the cable end is not accessible. All grips feature a single offset eye for easy attachment to a pulling line. They are used to pull in slack for final placement of underground cable after it has been pulled in. They are also used for removing cable.

Part Number	Description	Cable Diameter Range		Approximate Breaking Strength		E		M	
		(in)	(mm)	(lbs)	(N)	(in)	(mm)	(in)	(mm)
08642922	033-10-001	.50-.61	13-15	1,500	6,672	7	178	6	152
08642928	033-10-002	.62-.74	16-19	1,800	8,006	7	178	8	203
08642931	033-10-003	.75-.99	19-25	2,200	9,786	7	178	10	254
08642937	033-10-004	1.00-1.24	25-31	3,400	15,123	8	203	12	305
08642943	033-10-005	1.25-1.49	32-38	4,500	20,016	8	203	14	356
08642949	033-10-006	1.50-1.74	38-44	5,800	25,798	9	229	15	381
08642952	033-10-007	1.75-1.99	44-51	7,600	33,805	10	254	16	406
08642955	033-10-008	2.00-2.49	51-63	9,000	40,032	10	254	19	483
08642958	033-10-009	2.50-2.99	64-76	11,000	48,928	10	254	20	508
08642961	033-10-010	3.00-3.49	76-89	12,000	53,376	12	305	21	533
08642964	033-10-011	3.50-3.99	89-101	12,000	53,376	12	305	24	610