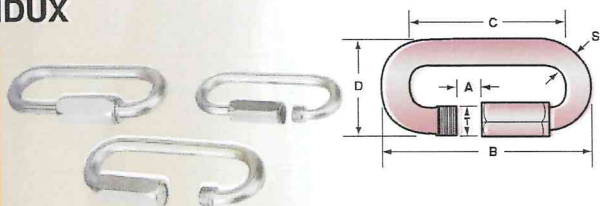




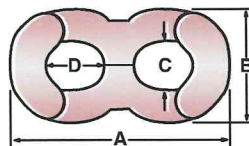
# Pulling Accessories

SWIVELS & ACCESSORIES



Part Number	Work Load Limit		Stock Diameter S		Threaded Shaft T		A		B		C		D	
	(lbs)	(N)	(in)	(mm)	(in)	(mm)	(in)	(mm)	(in)	(mm)	(in)	(mm)	(in)	(mm)
08581212	200	890	0.125	3.2	0.20	5	0.375	9.5	1.813	46.0	1.563	40	0.79	20
08581218	550	2,446	0.188	4.8	0.27	7	0.500	12.7	2.438	61.9	2.063	52	1.06	27
08581225	770	3,425	0.250	6.4	0.35	9	0.563	14.3	2.750	69.9	2.313	59	1.17	30
08581231	1,430	6,361	0.313	7.9	0.43	11	0.688	17.5	3.438	87.3	2.813	71	1.57	40
08581237	1,760	7,828	0.375	9.5	0.47	12	0.750	19.1	3.750	95.3	3.000	76	1.68	43
08581250	2,755	12,254	0.500	12.7	0.60	15	0.938	23.8	4.875	123.8	3.938	100	2.16	55
08581256	4,410	19,616	0.563	14.3	0.67	17	1.063	27.0	5.563	141.3	4.500	114	2.39	61
08581262	5,510	24,508	0.625	15.9	0.74	19	1.125	28.6	6.313	160.3	5.063	129	2.73	69
08581268	6,615	29,424	0.688	17.5	0.86	22	1.250	31.8	6.938	176.2	5.500	140	3.04	77
08581278	7,935	35,295	0.781	19.8	0.93	24	1.375	34.9	7.813	198.4	6.250	159	3.33	85

Chain Connector Part Number	Size in (mm)	Pulling Eye Size Range		Eye to Eye Connectors Size	Pulling Harnesses	
		Standard Head Reusable Power Pulling Eyes Cable Size	Fixed Head Innerduct Pulling Eyes Duct I.D. in (mm)		Separate Leg Ends	Large Front Link
08581212	1/8 (3)	1/0-4/0 AWG		---	---	1/8, 1/4
08581218	3/16 (5)	1/0-4/0 AWG, 700, 750 kcmil		All	3/8	1/8, 1/4, 3/8
08581225	1/4 (6)	1/0-4/0 AWG, 350, 700, 750 kcmil		All	3/8, 1/2	1/8, 1/4, 3/8
08581231	5/16 (8)	All		All	All Cable	1/8, 3 x 1/4, 2 x 1/2, Chain
08581237	3/8 (10)	All		All	All Cable	1/8, 1/4, 3 & 4 x 3/8, 2 x 1/2, Chain
08581250	1/2 (13)	250-2,500 kcmil		---	All	All
08581256	9/16 (14)	350, 500, 1,000-2,500 kcmil		---	All	All
08581262	5/8 (16)	350, 500, 1,000-2,500 kcmil		---	All	All
08581268	11/16 (17)	1,000-2,500 kcmil		---	All	All
08581278	7/8 (22)	1,000-2,500 kcmil		---	All	All



Part Number	Size		Working Load		A Length		B Width		C Eye ID		D Eye ID	
	(in)	(mm)	(lbs)	(N)	(in)	(mm)	(in)	(mm)	(in)	(mm)	(in)	(mm)
08580825	3/4	6	540	2,402	1.94	49	.94	24	.38	10	.50	13
08580837	3/8	10	900	4,003	2.90	74	1.31	33	.50	13	.63	16
08580850	1/2	13	1,620	7,206	3.25	83	1.63	41	.69	18	.75	19
08580875	3/4	19	3,600	16,013	5.00	127	2.50	64	.94	24	1.13	29
08580899	1	25	8,100	36,029	6.50	165	3.25	83	1.25	32	1.50	38

Swing Link Part Number	Size in (mm)	Pulling Eye Size Range		Eye to Eye Connectors Size	Pulling Harnesses	
		Standard Head Reusable Power Pulling Eyes Cable Size	Fixed Head Innerduct Pulling Eyes Duct I.D. in (mm)		Separate Leg Ends	Large Front Link
08580825	1/4 (6)	---		---	---	1/8, 1/4
08580837	3/8 (10)	500, 700, 750 kcmil		---	3/8	1/8, 1/4, 3/8, Chain
08580850	1/2 (13)	350, 500, 1,000-2,500 kcmil		---	3/8, 1/2	All Cable
08580875	3/4 (19)	1,000-2,500 kcmil		---	All	All Cable
08580899	1 (25)	---		---	1/2, 5/8	All Cable

## Multiple Pulling Harness

Allows staggered attachment to cable or innerduct when pulling through conduit systems or during directional drilling pull-back operations. **Other harness combinations available upon request. Contact factory for details.**


**FYI**  
Other multiple pulling harness combinations available upon request. Contact factory for details.

Part Number	Description	Working Load Per Leg		Working Load Combined		Max. Width A		Separation Between Legs B		Lead Ring Dia. C	
		(lbs)	(N)	(lbs)	(N)	(in)	(mm)	(in)	(mm)	(in)	(mm)
08549200	3 Way 1/8" (3 mm) Cable	550	2,446	1,600	7,117	2.25	57	14	356	.37	10
08549230	3 Way 1/4" (6 mm) Cable	1,400	6,228	2,900	12,899	2.00	51	14	356	.50	13
08549325	4 Way 1/4" (6 mm) Cable	1,400	6,228	4,200	18,682	2.00	51	14	356	.37	10
08569910	5 Way 1/4" (6 mm) Cable	1,400	6,228	4,200	18,682	2.00	51	14	356	.37	10
08549326	6 Way 1/4" (6 mm) Cable	1,400	6,228	4,200	18,682	2.00	51	14	356	.37	10
08549333	3 Way 3/8" (10 mm) Cable	4,800	21,351	9,000	40,032	2.63	67	10	254	.62	16
08549329	4 Way 3/8" (10 mm) Cable	4,800	21,351	9,000	40,032	2.63	67	10	254	.62	16
08549330	10 Way 3/8" (10 mm) Cable	4,800	21,351	6,000	26,689	4.50	114	6	152	.75	19
08549334	12 Way 3/8" (10 mm) Cable	4,800	21,351	6,000	26,689	4.50	114	6	152	.75	19
08549342	16 Way 3/8" (10 mm) Cable	4,800	21,351	6,000	26,689	4.50	114	6	152	.75	19
08549331	2 Way 1/2" (13 mm) Cable	7,000	31,136	10,000	44,480	2.50	64	12	305	—	13
08549332	3 Way 1/2" (13 mm) Cable	7,000	31,136	15,000	66,720	3.75	95	12	305	.87	22
08549340	4 Way 1/2" (13 mm) Cable	7,000	31,136	15,000	66,720	3.75	95	12	305	.87	22

**NOTE:** 10 & 12 Way 3/8" (10 mm) harnesses only have a single stagger. All other harnesses are sequentially staggered.



3 Way 1/4" Cable



3 Way 1/2" Cable



10 Way 3/8" Cable

**FYI**  
See swivel compatibility chart on page 65 to match up your multiple pulling harness with your swivels.



3 Way 1/2" Cable

## Eye to Eye Connectors

Light duty winch line pulling connector drop forged from C-1035 steel. Hot dip galvanized.

Part Number	Size		Working Load	
	(in)	(mm)	(lbs)	(N)
08050300	3/8	10	2,200	9,786
08050500	1/2	13	3,600	16,013
08050501	5/8	16	5,200	23,130

**NOTE:** To be used for cable stringing or pulling only.

